



>> Entre en la Excelencia...
Enter the Excellence ...

hpro[®]

- 01** Manivelas / *Door handles*
 - 02/08** Muletillas y Bocallaves / *Deadbolts & Cylinder holes*
- 10** Manillones / *Fix door handle*
- 12** Pomos y Tiradores de Armario / *Knobs & Wardrobe Handles*
- 13** Acero Inox 18/8 / *Stainless Steel 18/8*
- 18** Accesorios y Complementos / *Accessories & Complements*
 - 18** Bisagras Cazoleta / *Conceal hinges*
 - 18** Bisagra Silent MOTION / *Conceal hinges Silent Motion*
 - 19** Kit Facil BOX / *Kit Facil Box*
 - 20** Guías / *Drawer slides*
 - 20** Picaportes Tubulares / *Door Latch*
 - 21** Picaporte Unificado / *Lockbody*
 - 23** Picaporte Unificado Magnético / *Lockbody magnetic lock*
 - 24** Juegos Kit Puerta / *Sliding locks kits*
 - 24** Cilindro de Seguridad / *Security cylinder*
 - 25** Cerraduras de Embutir / *Mortice lock for wooden doors*
 - 28** Bisagras de Seguridad / *Security Hinges*
 - 29** Bisagra oculta / *Hidden Hinges*
 - 29** Bisagras / *Hinges*
 - 30** Pernios / *Hinges "H-Type"*
 - 33** Bisagras Vaiven / *Simple & Double action hinges*
 - 35** Pasadores, Golpetes y Mirillas / *Flush Bolts, Double roller catch & door viewers*

Un nuevo concepto, ideas diferentes, formas vanguardistas, atrevidas líneas...

Una nueva era se abre ante Hpro, toda una etapa por venir diferente, moderna y sorprendente que viene avalada por la experiencia de varios años innovando y siendo punteros en el buen hacer.

Siente toda la gama de elementos de Hpro en tu espacio vital diario.

A new concept, different ideas, avant-garde forms, bold lines ...

A new era is opening before HPRO, a whole different stage to come, surprisingly modern and is backed by several years of experience innovating and being leaders in the good work.

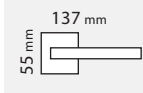
Feel the full range of elements in your living space HPRO daily.



Ref. **970HP**

Táctica

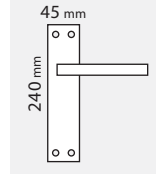
- Niquel satinado
Cromo brillo
- *Satin nickel*
Bright chrome



Ref. **971HP**

Táctica/Placa

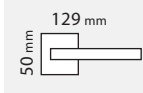
- Niquel satinado
Cromo brillo
- *Satin nickel*
Bright chrome



Ref. **980HP**

Lotus

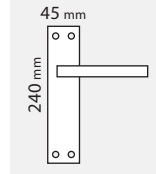
- Niquel satinado
- *Satin nickel*



Ref. **984HP**

Lotus/Placa

- Niquel satinado
- *Satin nickel*



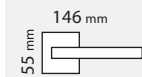
Manivelas * *Door handles*



Ref. **960HP**

Dintel

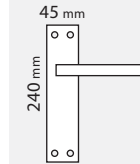
■ Niquel satinado
□ *Satin nickel*



Ref. **961HP**

Dintel/Placa

■ Niquel satinado
□ *Satin nickel*



Muletillas y Bocallaves * *Deadbolts & Cylinder holes*



Ref. **983HP**

Bocallave/Cylinder holes

■ Niquel satinado
□ *Satin nickel*



Ref. **981HP**

Muletilla/Deadbolts

■ Niquel satinado
□ *Satin nickel*



Ref. **982HP**

Muletilla/Deadbolts

■ Niquel satinado
□ *Satin nickel*

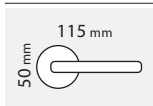




Ref. **1600HP**

Venus

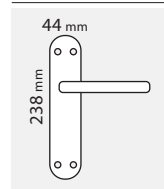
- Niquel satinado
Cromo brillo
- *Satin nickel*
Bright chrome



Ref. **1601HP**

Venus/Placa

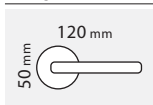
- Niquel satinado
Cromo brillo
- *Satin nickel*
Bright chrome



Ref. **2400HP**

Lidia

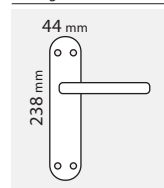
- Niquel satinado
Cromo brillo
- *Satin nickel*
Bright chrome



Ref. **2401HP**

Lidia/Placa

- Niquel satinado
Cromo brillo
- *Satin nickel*
Bright chrome



Manivelas * *Door handles*



Ref. **1600HP-1T**

Venus

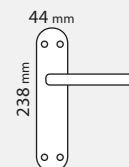
- Niquel satinado
- *Satin nickel*



Ref. **1601HP-1T**

Venus/Placa

- Niquel satinado
- *Satin nickel*



Ref. **1900HP**

Eva

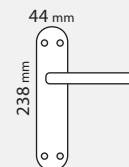
- Niquel satinado
- *Satin nickel*



Ref. **1901HP**

Eva/Placa

- Niquel satinado
- *Satin nickel*





Ref. **1200HP**

Sierra

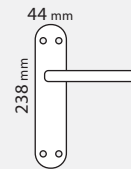
- Niquel satinado
- *Satin nickel*



Ref. **1201HP**

Sierra/Placa

- Niquel satinado
- *Satin nickel*



Ref. **1700HP**

Eclipse

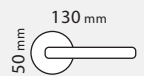
- Niquel satinado
Cromo brillo
- *Satin nickel
Bright chrome*



Ref. **1400HP**

Carrera

- Niquel satinado
Cromo brillo
- *Satin nickel
Bright chrome*



Ref. **1100HP**

Altea

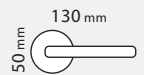
- Niquel satinado
Cromo brillo
- *Satin nickel
Bright chrome*



Ref. **2300HP**

Marina

- Niquel satinado
Cromo brillo
- *Satin nickel
Bright chrome*



Manivelas * Door handles



Ref. **2800HP**

Paris

- Niquel satinado
- Satin nickel



Ref. **2900HP**

Hércules

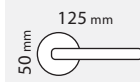
- Niquel satinado
- Satin nickel



Ref. **2600HP**

Zeus

- Niquel satinado
- Satin nickel



Ref. **2500HP**

Apolo

- Niquel satinado
Cromo brillo
- Satin nickel
Bright chrome



Ref. **1800HP**

Modena

- Niquel satinado
- Satin nickel



Ref. **2115HP**

Aina

- Niquel satinado
Cromo brillo
- Satin nickel
Bright chrome



Ref. **2200HP**

Alicia

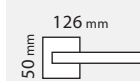
- Niquel satinado
Cromo brillo
- Satin nickel
Bright chrome



Ref. **2130HP**

Alba

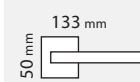
- Niquel satinado
- Satin nickel



Ref. **2250HP**

Alicia

- Niquel satinado
Cromo brillo
- Satin nickel
Bright chrome

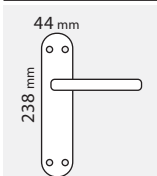




Ref. **6002HP**

Mar/Placa

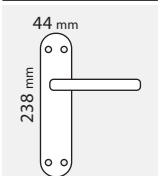
- Latón mate
- Matt Brass



Ref. **6001HP**

Mar/Placa


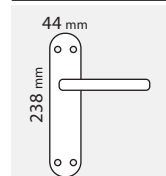
- Níquel satinado
- Satin nickel



Ref. **6003HP**

Mar/Placa

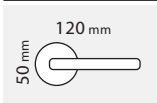
- Bronce
- Antique bronze



Ref. **6020HP**

Mar

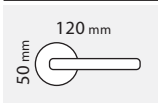
- Latón mate
- Matt Brass



Ref. **6000HP**

Mar

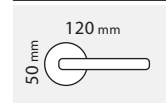
- Níquel satinado
- Satin nickel



Ref. **6010HP**

Mar

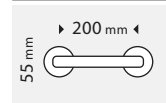
- Bronce
- Antique bronze



Ref. **190HP**


Mar

- Níquel satinado
- Satin nickel



Manivelas * Door handles

Muletillas desbloqueo * Deadbolts




Ref. **126HP**

Muletilla/Deadbolts

- Latón mate
- Matt Brass

50 mm



Ref. **122HP**

Muletilla/Deadbolts

- Latón mate
- Matt Brass

35 mm



Ref. **125HP**

Muletilla/Deadbolts

- Niquel satinado
- Satin nickel

50 mm




Ref. **123HP**

Muletilla/Deadbolts

- Niquel satinado
- Satin nickel

35 mm




Ref. **127HP**

Muletilla/Deadbolts

- Bronce
- Antique bronze

50 mm



Ref. **124HP**

Muletilla/Deadbolts

- Bronce
- Antique bronze

35 mm



Bocallaves * Cylinder holes



Ref. **5436HP**

Bocallave/Cylinder holes

- Latón mate
- Matt Brass

53 mm



Ref. **5336HP**

Bocallave/Cylinder holes

- Niquel satinado
- Satin nickel

53 mm



Ref. **5536HP**

Bocallave/Cylinder holes

- Bronce
- Antique bronze

53 mm





Ref. **2120HP**

Ana


- Latón mate
- Matt Brass



Ref. **2023HP**

Muletilla con desbloqueo para placa / Deadbolt with unlock system for plate.

- Pulido brillo
- Brass plated



Ref. **2029HP**

Muletilla con desbloqueo para placa / Deadbolt with unlock system for plate.

- Niquel satinado
- Satin nickel



Ref. **2100HP**

Ana

- Niquel satinado
- Satin nickel



Ref. **2110HP**

Ana


- Bronce
- Antique bronze



Ref. **2028HP**

Muletilla con desbloqueo para placa / Deadbolt with unlock system for plate.

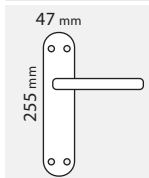
- Bronce
- Antique bronze



Ref. **6070HP**

Mariola/Placa

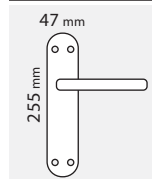
- Latonado brillo
- Latón mate
- Brass plated/Matt Brass



Ref. **6060HP**

Mariola/Placa

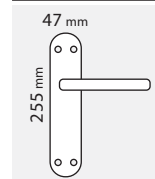
- Niquel satinado
- Satin nickel



Ref. **6050HP**

Mariola/Placa

- Bronce
- Antique bronze



Manillones * *Fix door handle*



Ref. **157HP**
Onda
 ■ Latón mate
 □ Matt Brass



Ref. **156HP**
Onda
 ■ Niquel satinado
 □ Satin nickel



Ref. **158HP**
Onda
 ■ Bronce
 □ Antique bronze



Ref. **160HP**
Mariola/Placa
 ■ Latonado brillo
 Latón mate
 □ Brass plated/Matt Brass



Ref. **162HP**
Mariola/Placa
 ■ Niquel satinado
 □ Satin nickel



Ref. **161HP**
Mariola/Placa
 ■ Bronce
 □ Antique bronze



Ref. 154HP

Recto

- Latón mate
- Matt Brass



Ref. 153HP

Recto

- Niquel satinado
- Satin nickel



Ref. 159HP

Recto

- Bronce
- Antique bronze



Ref. D12

Onis

- Niquel satinado Cromo brillo
- Satin nickel Bright chrome



Ref. D13

Jade

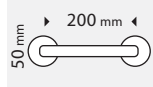
- Niquel satinado Cromo brillo
- Satin nickel Bright chrome



Ref. D35

Baco

- Niquel satinado Cromo brillo
- Satin nickel Bright chrome



Ref. 195HP

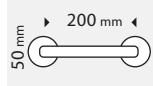
Venus/Aluminio



Ref. D32

Onis/Zamak

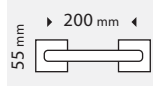
- Niquel satinado
- Satin nickel



Ref. D33

Onis

- Niquel satinado
- Satin nickel



Pomos y Tiradores * *Knobs & wardrobe handles*



Ref. 141HP

Pomo/Knob

- Pulido brillo
- Brass plated

70 mm



Ref. 180HP

Tirador/Wardrobe handle

- Pulido brillo
- Brass plated

30 mm
64 mm



Ref. 170HP

Tirador/Wardrobe handle

- Pulido brillo
- Brass plated

30 mm
116 mm



Ref. 144HP

Pomito/Knob

- Pulido brillo
- Brass plated

30 mm



Ref. 147HP

Pomito/Knob

- Pulido brillo
- Brass plated

25 mm



Ref. 142HP

Pomo/Knob

- Niquel satinado
- Satin Nickel

70 mm



Ref. 182HP

Tirador/Wardrobe handle

- Niquel satinado
- Satin Nickel

30 mm
64 mm



Ref. 172HP

Tirador/Wardrobe handle

- Niquel satinado
- Satin Nickel

30 mm
116 mm



Ref. 145HP

Pomito/Knob

- Niquel satinado
- Satin Nickel

30 mm



Ref. 146HP

Pomito/Knob

- Niquel satinado
- Satin Nickel

25 mm



Ref. 143HP

Pomo/Knob

- Bronce
- Antique bronze

70 mm



Ref. 181HP

Tirador/Wardrobe handle

- Bronce
- Antique bronze

30 mm
64 mm



Ref. 171HP

Tirador/Wardrobe handle

- Bronce
- Antique bronze

30 mm
116 mm



Ref. 149HP

Pomito/Knob

- Bronce
- Antique bronze

30 mm




Ref. 148HP

Pomito/Knob

- Bronce
- Antique bronze

25 mm

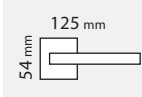




Ref. **950HP**

Marco

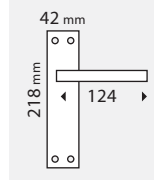
- Acero inoxidable
- Stainless Steel



Ref. **956HP**

Marco/Placa

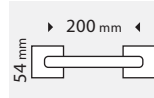
- Acero inoxidable
- Stainless Steel



Ref. **952HP**

Manillón/ *Fix door handle*

- Acero inoxidable
- Stainless Steel



Muletillas y Bocallaves * *Deadbolts & Cylinder holes*



Ref. **953HP**

Bocallave/*Cylinder holes*

- Acero inoxidable
- Stainless Steel



Ref. **951HP**

Muletilla/*Deadbolts*

- Acero inoxidable
- Stainless Steel



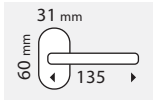
Acero Inox. 18/8 Aisi 304 * *Stainless Steel 18/8*



Ref. **101HP**

Duna

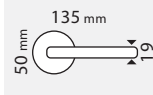
■ Acero inoxidable
□ *Stainless Steel*



Ref. **100HP**

Duna

■ Acero inoxidable
□ *Stainless Steel*

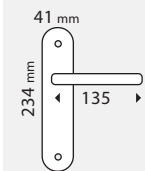


*Posibilidad de agujerear bocallaves
*Possibility of making a hole cylinder

Ref. **102HP**

Duna/Placa

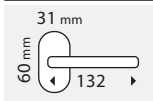
■ Acero inoxidable
□ *Stainless Steel*



Ref. **901HP**

Oasis

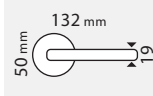
■ Acero inoxidable
□ *Stainless Steel*



Ref. **900HP**

Oasis

■ Acero inoxidable
□ *Stainless Steel*

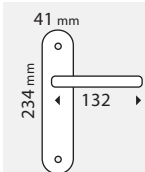


*Posibilidad de agujerear bocallaves
*Possibility of making a hole cylinder

Ref. **902HP**

Oasis/Placa

■ Acero inoxidable
□ *Stainless Steel*

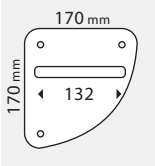




Ref. **2020**

Media luna

- Acero inoxidable
- Stainless Steel



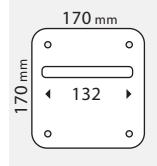
*Posibilidad de agujerear bocallaves
 *Possibility of making a hole cylinder



Ref. **2010**

Mango recto

- Acero inoxidable
- Stainless Steel



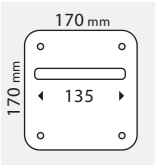
*Posibilidad de agujerear bocallaves
 *Possibility of making a hole cylinder



Ref. **2000**

Mango curvo

- Acero inoxidable
- Stainless Steel



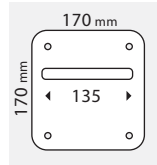
*Posibilidad de agujerear bocallaves
 *Possibility of making a hole cylinder



Ref. **2005**

Manillón

- Acero inoxidable
- Stainless Steel



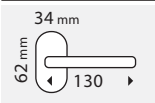
*Posibilidad de agujerear bocallaves
 *Possibility of making a hole cylinder



Ref. **121HP**

Arena

- Acero inoxidable
- Stainless Steel



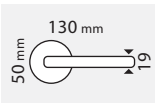
*Posibilidad de agujerear bocallaves
 *Possibility of making a hole cylinder



Ref. **120HP**

Arena

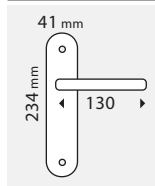
- Acero inoxidable
- Stainless Steel



Ref. **118HP**

Arena/Placa

- Acero inoxidable
- Stainless Steel



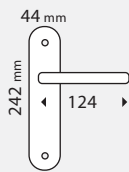
Acero Inox. 18/8 Aisi 304 * *Stainless Steel 18/8*



Ref. **5501HP**

Roma/Placa

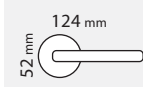
- Acero inoxidable
- Stainless Steel



Ref. **5500HP**

Roma

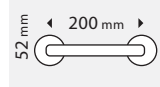
- Acero inoxidable
- Stainless Steel



Ref. **5505HP**

Roma/Manillón

- Acero inoxidable
- Stainless Steel



Ref. **175HP**

Tirador/*Furniture handle*

- Acero inoxidable
- Stainless Steel



Ref. **178HP**

Tirador/*Furniture handle*

- Acero inoxidable
- Stainless Steel



Ref. **176HP**

Tirador/*Furniture handle*

- Acero inoxidable
- Stainless Steel



*Agujeros pasantes para cerraduras de 3 ó 5 puntos
*Passing screw holes for locks of 3 or 5 points



Ref. **5335HP**

Bocallave/*Cylinder holes*

- Acero inoxidable
- Stainless Steel



Ref. **112HP**

Muletilla/*Deadbolts*

- Acero inoxidable
- Stainless Steel



Ref. **110HP**

Muletilla/*Deadbolts*

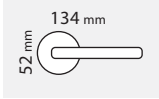
- Acero inoxidable
- Stainless Steel



Ref. **5600HP**

Cruz

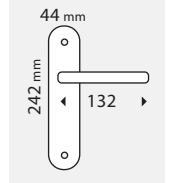
- Acero inoxidable
- Stainless Steel



Ref. **5301HP**

Sofia/Placa

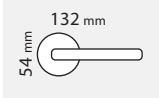
- Acero inoxidable
- Stainless Steel



Ref. **5300HP**

Sofia

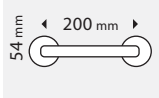
- Acero inoxidable
- Stainless Steel



Ref. **5305HP**

Sofia/Manillón

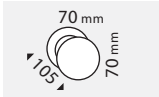
- Acero inoxidable
- Stainless Steel



Ref. **140HP**

Pomo/Knob

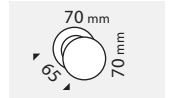
- Acero inoxidable
- Stainless Steel



Ref. **138HP**

**Pomo liso
Plain Knob**

- Acero inoxidable
- Stainless Steel




96 / 128 / 160 / 256 / 320 / 356 / 430 / 456
575 / 632 / 758 / 840 / 992 / 1088 mm

Ref. **HP101**

Tirador / Furniture handle

- Acero inoxidable
- Stainless Steel



125 mm Ref. **151HP**

150 mm Ref. **155HP**

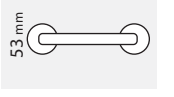
200 mm Ref. **150HP**

250 mm Ref. **152HP**

300 mm Ref. **174HP**

Manillón / Fix door handle

- Acero inoxidable
- Stainless Steel



Bisagra cazoleta 26 mm

26 mm Conceal hinges



Ref. **168.HP39.04.0**

Recta / Full overlay

Ref. **168.HP40.04.0**

Acodada / Half overlay

Ref. **168.HP41.04.0**

Superacodada / Inset application

- Bisagras / Hinges
- 26 mm
- Ángulo apertura 95°
Opening angle 95°

Bisagra cazoleta 35 mm

35 mm Conceal hinges



Ref. **548.HP39.04.0**

Recta / Full overlay

Ref. **548.HP40.04.0**

Acodada / Half overlay

Ref. **548.HP41.04.0**

Superacodada / Inset application

- Bisagras / Hinges
- 35 mm
- Ángulo apertura 110° / Opening angle 110°
- Distancia tornillos 48 mm
Holes distance 48 mm

Bisagra cazoleta 35 mm

35 mm Conceal hinges



Ref. **1000.HP30.07.0**

Ángulo mueble 30°
30° Furniture angle



Ref. **1000.HP90.07.0**

Ángulo mueble 90°
90° Furniture angle

Bisagra cazoleta 35 mm

35 mm Conceal hinges



Ref. **1000.HP45.07.0**

Ángulo mueble 45°
45° Furniture angle



Ref. **990.HP35.05.0**

Apertura de 180°
180° open in

Bisagra cazoleta 35 mm automática

35 mm Conceal hinges automatic



Ref. **448.HP39.06.0**

Recta / Full overlay

Ref. **448.HP40.06.0**

Acodada / Half overlay

Ref. **448.HP41.06.0**

Superacodada / Inset application

- Ángulo apertura 110°
Opening angle 110°
- Distancia tornillos 48 mm
Holes distance 48 mm

Bisagra 35 mm pistón cierre SILENT MOTION®

35 mm Conceal hinges gas spring clip on Silent Motion®



Ref. **400.HP39.40.0**

Recta / Full overlay

Ref. **400.HP40.40.0**

Acodada / Half overlay

Ref. **400.HP40.41.0**


Superacodada / Inset application

- Permite amortiguar el cierre de la puerta sin añadir accesorios. / Allows to muffle the door closing without adding accessories
- Sistema silencioso que dota de elegancia a su mueble / Silent system that lends elegance to your furniture.

Bisagra cazoleta 35 mm automática excéntrica

35mm Eccentric hinge clip on full overlay

Permite la regulación arriba y abajo de la base
Allows to regulate base up & down



Ref. **450.HP39.04.0**

Recta / Full overlay

Ref. **450.HP40.04.0**

Acodada / Half overlay

Ref. **450.HP41.04.0**

Superacodada / Inset application



Detalle movimiento
Movement detail

Kit FACILBOX® 84 mm

Kit FACILBOX® 84 mm

Kit FACILBOX® Cacerolero 145 mm

Kit FACILBOX® Casserole 145 mm



■ Certificado por AIDIMA
Certified by AIDIMA
INSTITUTE

Ref. HP-150/350

Profundidad 350 mm / Altura 84 mm
Depth 350 mm / Height 84 mm

Ref. HP-150/400

Profundidad 400 mm / Altura 84 mm
Depth 400 mm / Height 84 mm

Ref. HP-150/450

Profundidad 450 mm / Altura 84 mm
Depth 450 mm / Height 84 mm

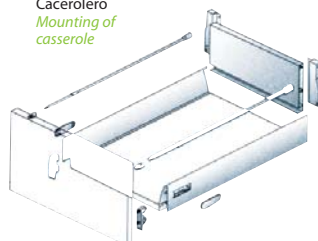
Ref. HP-150/470

Profundidad 470 mm / Altura 84 mm
Depth 470 mm / Height 84 mm

Ref. HP-150/500

Profundidad 500 mm / Altura 84 mm
Depth 500 mm / Height 84 mm

■ Montaje cajón
Cacerolero
Mounting of
casserole



Ref. HP-160/400

Profundidad 400 mm / Altura 145 mm
Depth 400 mm / Height 145 mm

Ref. HP-160/450

Profundidad 450 mm / Altura 145 mm
Depth 450 mm / Height 145 mm

Ref. HP-160/470

Profundidad 470 mm / Altura 145 mm
Depth 470 mm / Height 145 mm

Ref. HP-160/500

Profundidad 500 mm / Altura 145 mm
Depth 500 mm / Height 145 mm

■ Ambos kits incluyen enganches frontales, laterales cajón, soportes trasera, guías y tapas laterales / Both kits include drawer slides, front connectors, drawer boards, back support, and lateral covers.




■ Juego guías de extracción
con SILENT MOTION®
Drawer slides total extraction
set with SILENT MOTION®

■ Tapas laterales
Lateral covers

■ Lateral cajón
Drawer boards


■ Soporte trasera
Back support

■ Enganches frontales
Front connectors



KIT PISTON Cajonera

SET DRAWER SOFT CLOSING SYSTEM



Ref. HP108

Kit que proporciona a la guía cierre con freno.
Supplies closing system to the drawer slide.

Guias de cajón con caída
Drawer slides self closing



Ref. **100HP** Blanco/White

Ref. **105HP** Plata/Silver

Ref. **110HP** Marrón/Brown

Medidas / Sizes

■ 250 / 300 / 350 / 400 / 450 / 500 / 550 / 600 mm.

Guias de cajón extracción total
Drawer slide total extraction

- Silenciosa / *Silent.*
- Extracción total para cajones con el costado de madera / *Total extraction for wooden side drawers.*
- Hasta 40.000 ciclo apertura con 40Kg de carga / *40,000 opening cycles with 40kg of weight.*
- Certificado por ADIMA / *Certified by AIDIMA INSTITUTE.*
- Sistema que aporta innovación a sus cajones / *Innovative system for your drawers.*



■ Enganches
Hooking..

Ref. **HP-120/300**

Ref. **HP-120/350**

Ref. **HP-120/400**

Ref. **HP-120/450**

Ref. **HP-120/500**


Ref. **HP-120/550**

Ref. **HP-120/600**

Medidas / Sizes

■ 300 / 350 / 400 / 450 / 500 / 550 / 600 mm.

Picaporte tubular (negro)
Door Latch (Black)



Ref. **200HPN-45**

45 mm Cuadrado / *Square corner*

Ref. **200HPN-60**

60 mm Cuadrado / *Square corner*


Ref. **210HPRN-45**

45 mm Redondo / *Round corner*

Ref. **210HPRN-60**

60 mm Redondo / *Round corner*

Picaporte tubular (Niquel Satinado)
Door Latch (Satin Nickel)



Ref. **200HPI-45**

45 mm Cuadrado / *Square corner*

Ref. **200HPI-60**

60 mm Cuadrado / *Square corner*

Ref. **210HPRI-45**

45 mm Redondo / *Round corner*

Ref. **210HPRI-60**

60 mm Redondo / *Round corner*

Picaporte tubular (bronce)
Door Latch (Antique bronze)



Ref. **200HPB-45**

45 mm Cuadrado / *Square corner*

Ref. **200HPB-60**

60 mm Cuadrado / *Square corner*

Ref. **210HPRB-45**

45 mm Redondo / *Round corner*

Ref. **210HPRB-60**

60 mm Redondo / *Round corner*

Picaporte tubular (latonado)
Door Latch (Brass plated)



Ref. **200HP-45**

45 mm Cuadrado / *Square corner*

Ref. **200HP-60**

60 mm Cuadrado / *Square corner*

Ref. **210HPR-45**


45 mm Redondo / *Round corner*

Ref. **210HPR-60**

60 mm Redondo / *Round corner*

Picaporte unificado 47 mm

Little lockbody 47mm



Ref. **500HPR**

Latonado / *Brass plated*
Canto redondo / *Round corner*
47 mm

Ref. **500HP**

Latonado / *Brass plated*
Canto cuadrado / *Square corner*
47 mm

■ Con agujero pasante
With passing screw holes



Ref. **510HPR**

Niquel satinado / *Satin Nickel*
Canto redondo / *Round corner*
47 mm

Ref. **510HP**

Niquel satinado / *Niquel satinado*
Canto cuadrado / *Square corner*
47 mm

■ Con agujero pasante
With passing screw holes




Ref. **520HPR**

Bronce / *Antique bronze*
Canto redondo / *Round corner*
47 mm

Ref. **520HP**

Bronce / *Antique bronze*
Canto cuadrado / *Square corner*
47 mm

■ Con agujero pasante
With passing screw holes




Ref. **530HPR**

Negro / *Black*
Canto redondo / *Round corner*
47 mm

Ref. **530HP**

Negro / *Black*
Canto cuadrado / *Square corner*
47 mm

■ Con agujero pasante
With passing screw holes



Ref. **540HPR**

Acero inox / *Stainless steel*
Canto redondo / *Round corner*
47 mm


Ref. **540HP**

Acero inox / *Stainless steel*
Canto cuadrado / *Square corner*
47 mm

■ Con agujero pasante
With passing screw holes

Picaporte unificado 47 mm (Silencioso)

Silent little lockbody 47mm



Ref. **600HPR**

Latonado / *Brass plated*
Canto redondo / *Round corner*
47 mm

■ Con agujero pasante
With passing screw holes




Ref. **610HPR**

Niquel satinado / *Satin Nickel*
Canto redondo / *Round corner*
47 mm

■ Con agujero pasante
With passing screw holes

Picaporte unificado 70 mm

Little lockbody 70mm



Ref. **400HPR**

Latonado / *Brass plated*
Canto redondo / *Round corner*
70 mm

- Con agujero pasante
With passing screw holes



Ref. **410HPR**

Niquel satinado / *Satin Nickel*
Canto redondo / *Round corner*
70 mm


- Con agujero pasante
With passing screw holes



Ref. **420HPR**

Bronce / *Bronze*
Canto redondo / *Round corner*
70 mm

- Con agujero pasante
With passing screw holes



Ref. **430HPR**

Negro / *Black*
Canto redondo / *Round corner*
70 mm

- Con agujero pasante
With passing screw holes




Ref. **440HPR**

Acero inox / *Stainless steel*
Canto redondo / *Round corner*
70 mm

- Con agujero pasante
With passing screw holes

Picaporte unificado 70 mm (Desplazado con antipánico silencioso)

Lockbody with antipanic silent system (70 mm)



Ref. **800HPR**

Latonado / *Brass plated*
Canto redondo / *Round corner*
70 mm

- Con agujero pasante
With passing screw holes



Ref. **810HPR**

Niquel satinado / *Satin Nickel*
Canto redondo / *Round corner*
70 mm

- Con agujero pasante
With passing screw holes

Picaporte unificado 70 mm (Desplazado con antipánico)


Bronze Lockbody with antipanic system (70 mm)



Ref. **710HPR**

Niquel satinado / *Satin Nickel*
Canto redondo / *Round corner*
70 mm

- Con agujero pasante
With passing screw holes



Ref. **720HPR**

Bronce / *Bronze*
Canto redondo / *Round corner*
70 mm


- Con agujero pasante
With passing screw holes



Ref. **730HPR**

Negro / *Black*
Canto redondo / *Round corner*
70 mm

- Con agujero pasante
With passing screw holes



Ref. **740HPR**

Acero inox / *Stainless steel*
Canto redondo / *Round corner*
70 mm

- Con agujero pasante
With passing screw holes

Juego cazoletas puerta corredera

Accessories set for slide-away door



- Ref. **167HP**
Níquel satinado / *Satin Nickel*
- Ref. **168HP**
Latonado / *Brass plated*
- Ref. **169HP**
Bronce / *Antique bronze*
- Ref. **173HP**
Cromo mate / *Matt Chrome*

Juego kit picaporte puerta corredera

Lockbody set for slide-away door



■ Picaporte
Lockbody

- Ref. **163HP**
Latonado / *Brass plated*
- Ref. **164HP**
Níquel satinado / *Satin Nickel*
- Ref. **165HP**
Bronce / *Antique bronze*
- Ref. **166HP**
Cromo mate / *Matt Chrome*




■ Desbloqueo embutida
Flush unlock

■ Muletilla embutida
Flush deadbolt

■ Uñero
Small rosette

Cilindro de seguridad latón 6 pins + 5 llaves latón

Brass security cylinder 6 pins + 5 brass keys



60 mm. (30+30)

Ref. **KE-200603030NS**
Medidas / *Sizes* ■ 60 mm. (30+30)
Níquel satinado / *Satin Nickel*

Ref. **KE-200603030LM**
Medidas / *Sizes* ■ 60 mm. (30+30)
Latón mate / *Satin brass*

70 mm. (30+40)

Ref. **KE-200703040NS**
Medidas / *Sizes* ■ 70 mm. (30+40)
Níquel satinado / *Satin Nickel*

Ref. **KE-200703040LM**
Medidas / *Sizes* ■ 70 mm. (30+40)
Latón mate / *Satin brass*

70 mm. (35+35)

Ref. **KE-200703535NS**
Medidas / *Sizes* ■ 70 mm. (35+35)
Níquel satinado / *Satin Nickel*

Ref. **KE-200703535LM**
Medidas / *Sizes* ■ 70 mm. (35+35)
Latón mate / *Satin brass*

80 mm. (50+30)

Ref. **KE-200805030NS**
Medidas / *Sizes* ■ 80 mm. (50+30)
Níquel satinado / *Satin Nickel*

Ref. **KE-200805030LM**
Medidas / *Sizes* ■ 80 mm. (50+30)
Latón mate / *Satin brass*

90 mm. (50+40)

Ref. **KE-200905040NS**
Medidas / *Sizes* ■ 90 mm. (50+40)
Níquel satinado / *Satin Nickel*

Ref. **KE-200905040LM**
Medidas / *Sizes* ■ 90 mm. (50+40)
Latón mate / *Satin brass*

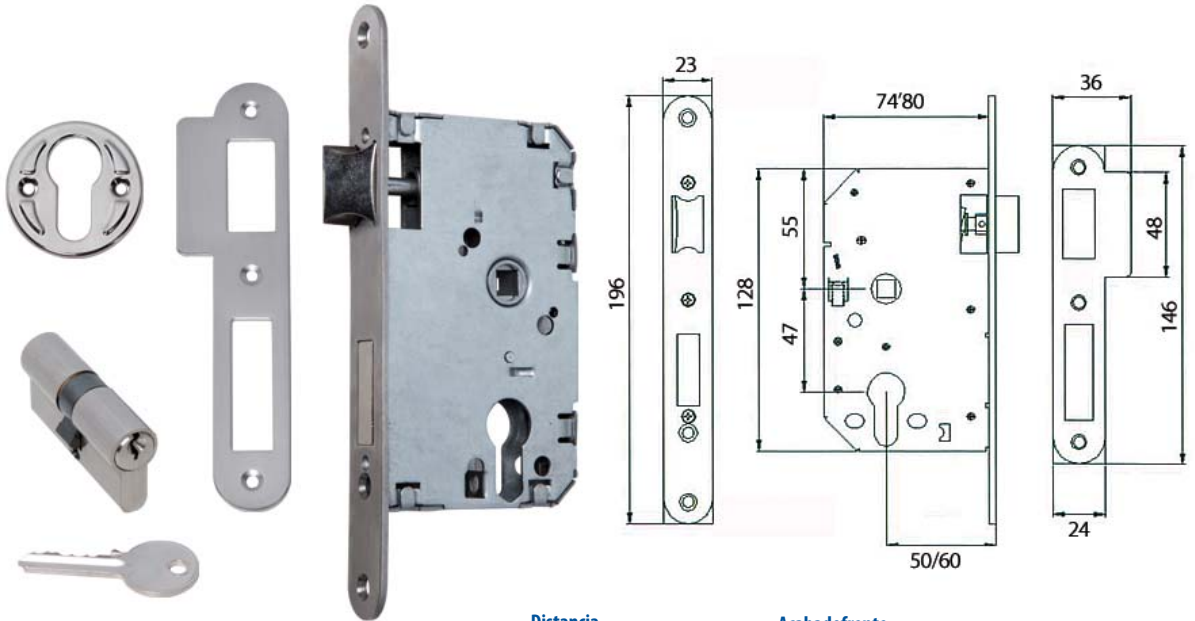
100 mm. (60+40)

Ref. **KE-2001006040NS**
Medidas / *Sizes* ■ 100 mm. (60+40)
Níquel satinado / *Satin Nickel*

Ref. **KE-2001006040LM**
Medidas / *Sizes* ■ 100 mm. (60+40)
Latón mate / *Satin brass*

Cerraduras de embutir para puertas de madera K30

Mortice lock for wooden doors



Cerradura con picaporte reversible de acero cromado. Distancia entre nueca de manilla y centro de cilindro 47 mm. Entrada de 50 y 60 mm. Nueca de manilla para cuadradillo de 8 mm. Caja cerrada y mecanismo interior de acero. Desplazamiento 20 mm. (2 vueltas). Bocallaves Ø58. Con Cilindro KE-100603030 frente recto o redondo de 23 mm de ancho, para cajeros con máquina.

Lock with reversible chrome plated steel latch. Distance between handle and cylinder 47 mm. Backset 50 & 60 mm. 8 mm spindle for handle. Body and interior mechanism in steel. Chrome plated steel deadbolt. Movement 20 mm. Key hole Ø58. With cylinder KE-100603030 square front or round front, 23 mm wide.

Acabados/Finish

Frente y Soporte
Front plate and strike plate

Cilindro
Cylinder

Niquel satinado
Satin nickel plated

Latón niquel sat.
Satin nickel brass

Acero Inox. 18/8
Stainless steel AISI 304

Latón niquel sat.
Satin nickel brass

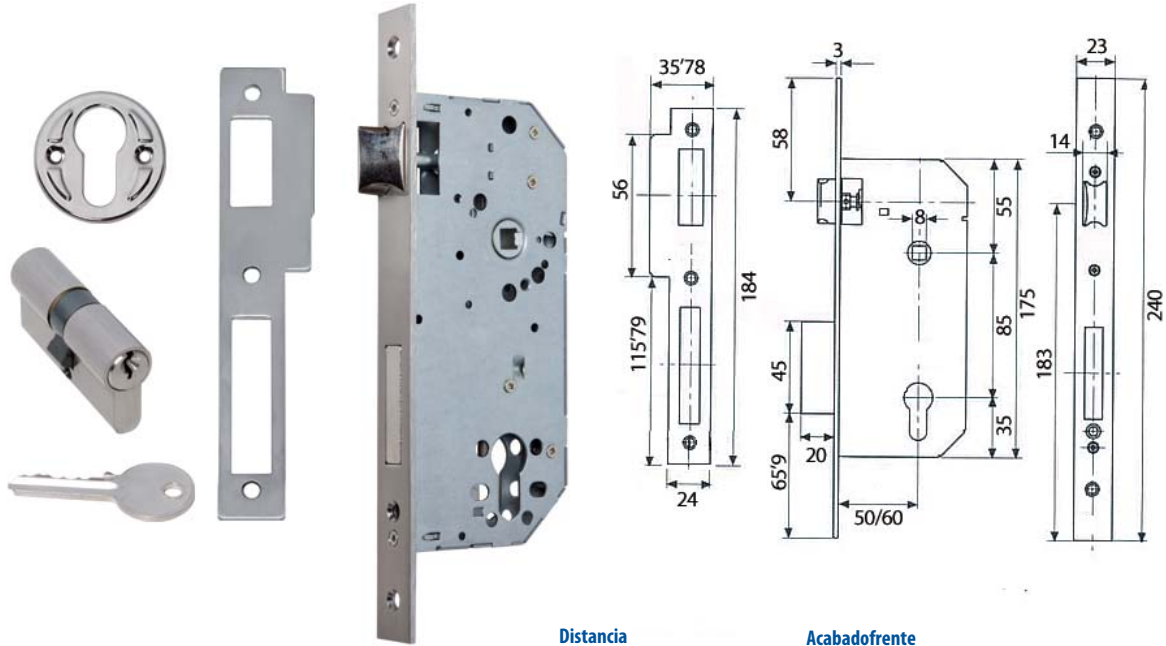
Latonado
Brass plated

Latón mate
Satin brass

Ref.	Distancia cuadradillos. Spindle holes distance.	Entrada. Backset.	Canto. Corner.	Acabado frente y escudo. Front plate & scutcheon finish.	Cilindro. Cylinder.
K304750CNS-1006030NS	47mm	50mm.	Cuadrado. Square.	NIQ SAT. SATIN NICKEL.	SERRETA 30+30MM NIQ SAT. NORMAL KEYS CILINDER 30+30 SATIN NICKEL.
K304750CLA-1006030LM	47mm.	50mm.	Cuadrado. Square.	LATONADO. BRASS PLATED.	SERRETA 30+30MM LATON MATE. NORMAL KEYS CILINDER 30+30 MATT BRASS.
K304750CCIN-1006030NS	47mm.	50mm.	Cuadrado. Square.	INOX 18/8. STAINLESS STEEL.	SERRETA 30+30MM NIQ SAT. NORMAL KEYS CILINDER 30+30 SATIN NICKEL.
K304750CRNS-1006030NS	47mm.	50mm.	Redondo. Round.	NIQ SAT. SATIN NICKEL.	SERRETA 30+30MM NIQ SAT. NORMAL KEYS CILINDER 30+30 SATIN NICKEL.
K304750CRLA-1006030LM	47mm.	50mm.	Redondo. Round.	LATONADO. BRASS PLATED.	SERRETA 30+30MM LATON MATE. NORMAL KEYS CILINDER 30+30 MATT BRASS.
K304750CRIN-1006030NS	47mm.	50mm.	Redondo. Round.	INOX 18/8. STAINLESS STEEL.	SERRETA 30+30MM NIQ SAT. NORMAL KEYS CILINDER 30+30 SATIN NICKEL.
K304760CNS-1006030NS	47mm.	60mm.	Cuadrado. Square.	NIQ SAT. SATIN NICKEL.	SERRETA 30+30MM NIQ SAT. NORMAL KEYS CILINDER 30+30 SATIN NICKEL.
K304760CLA-1006030LM	47mm.	60mm.	Cuadrado. Square.	LATONADO. BRASS PLATED.	SERRETA 30+30MM LATON MATE. NORMAL KEYS CILINDER 30+30 MATT BRASS.
K304760CCIN-1006030NS	47mm.	60mm.	Cuadrado. Square.	INOX 18/8. STAINLESS STEEL.	SERRETA 30+30MM NIQ SAT. NORMAL KEYS CILINDER 30+30 SATIN NICKEL.
K304760CRNS-1006030NS	47mm.	60mm.	Redondo. Round.	NIQ SAT. SATIN NICKEL.	SERRETA 30+30MM NIQ SAT. NORMAL KEYS CILINDER 30+30 SATIN NICKEL.
K304760CRLA-1006030LM	47mm.	60mm.	Redondo. Round.	LATONADO. BRASS PLATED.	SERRETA 30+30MM LATON MATE. NORMAL KEYS CILINDER 30+30 MATT BRASS.
K304760CRIN-1006030NS	47mm.	60mm.	Redondo. Round.	INOX 18/8. STAINLESS STEEL.	SERRETA 30+30MM NIQ SAT. NORMAL KEYS CILINDER 30+30 SATIN NICKEL.

Cerraduras de embutir para puertas de madera K35

Mortice lock for wooden doors



Cerradura con picaporte reversible de acero cromado. Distancia entre nueca de manilla y alojamiento de cilindro 85 mm. Entrada de 50 y 60 mm. Nueca de manilla para cuadradillo de 8 mm. Caja cerrada y mecanismo interior de acero. Palanca de cierre de acero cromado. Desplazamiento 20 mm. (2 vueltas). Cilindro mod. KE-100603030. Frente recto o redondo de 23 mm de ancho y soporte de 24 mm.

Lock with reversible chrome plated steel latch. Distance between handle and cylinder 85 mm. Backset 50 & 60 mm. 8 mm spindle for handle. Body and interior mechanism in steel. Chrome plated closing tongue. Movement 20 mm. Cylinder mod. KE-100603030 square front or round front, 23 mm wide.

Distancia cuadradillos.
Spindle holes distance.

Entrada.
Backset.

Canto.
Corner.

Acabado frente y escudo.
Front plate & scutcheon finish.

Cilindro.
Cylinder.

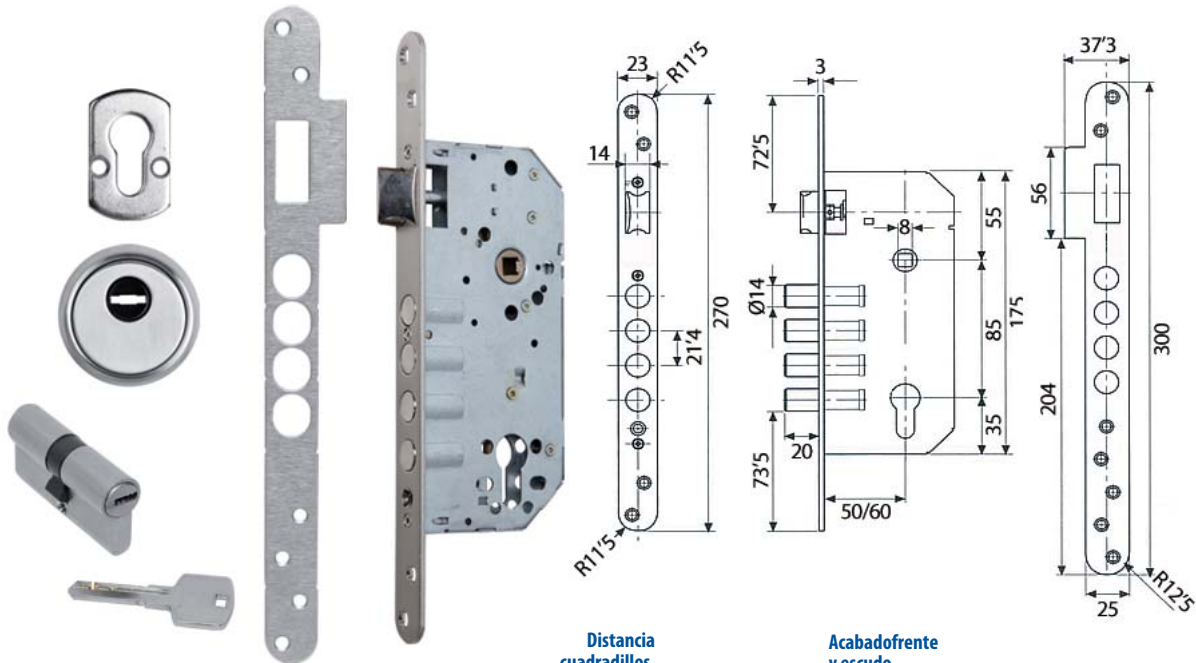
Ref.	Distancia cuadradillos. <i>Spindle holes distance.</i>	Entrada. <i>Backset.</i>	Canto. <i>Corner.</i>	Acabado frente y escudo. <i>Front plate & scutcheon finish.</i>	Cilindro. <i>Cylinder.</i>
K358550CCNS-1006030NS	85mm	50mm.	Cuadrado. <i>Square.</i>	NIQ SAT. <i>SATIN NICKEL.</i>	SERRETA 30+30MM NIQ SAT. <i>NORMAL KEYS CILINDER 30+30 SATIN NICKEL.</i>
K358550CCLA-1006030LM	85mm.	50mm.	Cuadrado. <i>Square.</i>	LATONADO. <i>BRASS PLATED.</i>	SERRETA 30+30MM LATON MATE. <i>NORMAL KEYS CILINDER 30+30 MATT BRASS.</i>
K358550CCIN-1006030NS	85mm.	50mm.	Cuadrado. <i>Square.</i>	INOX 18/8. <i>STAINLESS STEEL.</i>	SERRETA 30+30MM NIQ SAT. <i>NORMAL KEYS CILINDER 30+30 SATIN NICKEL.</i>
K358550CRNS-1006030NS	85mm.	50mm.	Redondo. <i>Round.</i>	NIQ SAT. <i>SATIN NICKEL.</i>	SERRETA 30+30MM NIQ SAT. <i>NORMAL KEYS CILINDER 30+30 SATIN NICKEL.</i>
K358550CRLA-1006030LM	85mm.	50mm.	Redondo. <i>Round.</i>	LATONADO. <i>BRASS PLATED.</i>	SERRETA 30+30MM LATON MATE. <i>NORMAL KEYS CILINDER 30+30 MATT BRASS.</i>
K358550CRIN-1006030NS	85mm.	50mm.	Redondo. <i>Round.</i>	INOX 18/8. <i>STAINLESS STEEL.</i>	SERRETA 30+30MM NIQ SAT. <i>NORMAL KEYS CILINDER 30+30 SATIN NICKEL.</i>
K358560CCNS-1006030NS	85mm.	60mm.	Cuadrado. <i>Square.</i>	NIQ SAT. <i>SATIN NICKEL.</i>	SERRETA 30+30MM NIQ SAT. <i>NORMAL KEYS CILINDER 30+30 SATIN NICKEL.</i>
K358560CCLA-1006030LM	85mm.	60mm.	Cuadrado. <i>Square.</i>	LATONADO. <i>BRASS PLATED.</i>	SERRETA 30+30MM LATON MATE. <i>NORMAL KEYS CILINDER 30+30 MATT BRASS.</i>
K358560CCIN-1006030NS	85mm.	60mm.	Cuadrado. <i>Square.</i>	INOX 18/8. <i>STAINLESS STEEL.</i>	SERRETA 30+30MM NIQ SAT. <i>NORMAL KEYS CILINDER 30+30 SATIN NICKEL.</i>
K358560CRNS-1006030NS	85mm.	60mm.	Redondo. <i>Round.</i>	NIQ SAT. <i>SATIN NICKEL.</i>	SERRETA 30+30MM NIQ SAT. <i>NORMAL KEYS CILINDER 30+30 SATIN NICKEL.</i>
K358560CRLA-1006030LM	85mm.	60mm.	Redondo. <i>Round.</i>	LATONADO. <i>BRASS PLATED.</i>	SERRETA 30+30MM LATON MATE. <i>NORMAL KEYS CILINDER 30+30 MATT BRASS.</i>
K358560CRIN-1006030NS	85mm.	60mm.	Redondo. <i>Round.</i>	INOX 18/8. <i>STAINLESS STEEL.</i>	SERRETA 30+30MM NIQ SAT. <i>NORMAL KEYS CILINDER 30+30 SATIN NICKEL.</i>

Acabados/Finish

Frente y Soporte <i>Front plate and strike plate</i>	Cilindro <i>Cylinder</i>
Niquel satinado <i>Satin nickel plated</i>	Latón niquel sat. <i>Satin nickel brass</i>
Acero Inox. 18/8 <i>Stainless steel AISI 304</i>	Latón niquel sat. <i>Satin nickel brass</i>
Latonado <i>Brass plated</i>	Latón mate <i>Satin brass</i>

Cerraduras de embutir para puertas de madera K40

Mortice lock for wooden doors



Cerradura con picaporte reversible de acero cromado. Distancia entre nueca de manilla y alojamiento de cilindro 85 mm. Entrada de 50 o 60 mm. Nueca de manilla para cuadradillo de 8 mm. Caja cerrada y mecanismo interior de acero. Palanca de 4 bulones de acero cromado. Desplazamiento 20 mm. (2 vueltas). Cilindro de seguridad mod. KE-200603030 de 6 pines + pin antitaladro, con 5 llaves de latón. Escudo de seguridad sin bocallave. Frente cuadrado o redondeado de 23 mm de ancho, para cajeros con máquina y soporte de 25 mm.

Lock with reversible chrome plated steel latch. Distance between handle and cylinder 85 mm. backset 50 or 60 mm. 8 mm spindle for handle. Body and interior mechanism in steel. 4 chrome plated bolts. Movement 20 mm. Security cylinder mod. KE-200603030 with 6 pins + antidrilling pin, with 5 nickel plated brass keys security escutcheon square or round front, 32 mm wide.

Acabados/Finish

Frente y Soporte Front plate and strike plate	Escudo/Cilindro Escutcheon/Cylinder
Niquel satinado Satin nickel plated	Latón niquel sat. Satin nickel brass
Bronce Antique brass plated	Latón bronce Antique brass
Acero Inox. 18/8 Stainless steel AISI 304	Acero Inox.18/8 Latón niquel mate Stainless steel AISI 304 Satin nickel brass
Latón mate Satin brass	Latón mate Satin brass

Ref.	Distancia cuadradillos. Spindle holes distance.	Entrada. Backset.	Canto. Corner.	Acabado frente y escudo. Front plate & scutcheon finish.	Cilindro. Cylinder.
K408550CCNS-2006030NS	85mm.	50mm.	Cuadrado. Square.	NIQ SAT. SATIN NICKEL.	SEGURIDAD 5 LLAVES 30+30MM NIQ SAT. SECURITY CYLINDER 30+30 SAT NICKEL.
K408550CCLA-2006030LM	85mm.	50mm.	Cuadrado. Square.	LATONADO. BRASS PLATED.	SEGURIDAD 5 LLAVES 30+30MM LATON MATE. SECURITY CYLINDER 30+30 MATT BRASS.
K408550CCIN-2006030NS	85mm.	50mm.	Cuadrado. Square.	INOX 18/8. STAINLESS STEEL.	SEGURIDAD 5 LLAVES 30+30MM NIQ SAT. SECURITY CYLINDER 30+30 SAT NICKEL.
K408550CCBR-2006030BR	85mm.	50mm.	Cuadrado. Square.	BRONCE. ANTIQU BRONZED.	SEGURIDAD 5 LLAVES 30+30MM BRONCE. SECURITY CYLINDER 30+30 ANTIQ BRONZED.
K408550CRNS-2006030NS	85mm.	50mm.	Redondo. Round.	NIQ SAT. SATIN NICKEL.	SEGURIDAD 5 LLAVES 30+30MM NIQ SAT. SECURITY CYLINDER 30+30 SAT NICKEL.
K408550CRLA-2006030LM	85mm.	50mm.	Redondo. Round.	LATONADO. BRASS PLATED.	SEGURIDAD 5 LLAVES 30+30MM LATON MATE. SECURITY CYLINDER 30+30 MATT BRASS.
K408550CRIN-2006030NS	85mm.	50mm.	Redondo. Round.	INOX 18/8. STAINLESS STEEL.	SEGURIDAD 5 LLAVES 30+30MM NIQ SAT. SECURITY CYLINDER 30+30 SAT NICKEL.
K408550CRBR-2006030BR	85mm.	50mm.	Redondo. Round.	BRONCE. ANTIQU BRONZED.	SEGURIDAD 5 LLAVES 30+30MM BRONCE. SECURITY CYLINDER 30+30 ANTIQ BRONZED.
K408560CCNS-2006030NS	85mm.	60mm.	Cuadrado. Square.	NIQ SAT. SATIN NICKEL.	SEGURIDAD 5 LLAVES 30+30MM NIQ SAT. SECURITY CYLINDER 30+30 SAT NICKEL.
K408560CCLA-2006030LM	85mm.	60mm.	Cuadrado. Square.	LATONADO. BRASS PLATED.	SEGURIDAD 5 LLAVES 30+30MM LATON MATE. SECURITY CYLINDER 30+30 MATT BRASS.
K408560CCIN-2006030NS	85mm.	60mm.	Cuadrado. Square.	INOX 18/8. STAINLESS STEEL.	SEGURIDAD 5 LLAVES 30+30MM NIQ SAT. SECURITY CYLINDER 30+30 SAT NICKEL.
K408560CCBR-2006030BR	85mm.	60mm.	Cuadrado. Square.	BRONCE. ANTIQU BRONZED.	SEGURIDAD 5 LLAVES 30+30MM BRONCE. SECURITY CYLINDER 30+30 ANTIQ BRONZED.
K408560CRNS-2006030NS	85mm.	60mm.	Redondo. Round.	NIQ SAT. SATIN NICKEL.	SEGURIDAD 5 LLAVES 30+30MM NIQ SAT. SECURITY CYLINDER 30+30 SAT NICKEL.
K408560CRLA-2006030LM	85mm.	60mm.	Redondo. Round.	LATONADO. BRASS PLATED.	SEGURIDAD 5 LLAVES 30+30MM LATON MATE. SECURITY CYLINDER 30+30 MATT BRASS.
K408560CRIN-2006030NS	85mm.	60mm.	Redondo. Round.	INOX 18/8. STAINLESS STEEL.	SEGURIDAD 5 LLAVES 30+30MM NIQ SAT. SECURITY CYLINDER 30+30 SAT NICKEL.
K408560CRBR-2006030BR	85mm.	60mm.	Redondo. Round.	BRONCE. ANTIQU BRONZED.	SEGURIDAD 5 LLAVES 30+30MM BRONCE. SECURITY CYLINDER 30+30 ANTIQ BRONZED.

Bisagra de seguridad (Negro)
Security Hinges (Black)



Canto cuadrado / *Square corner*

Ref. **HP2500** (Con remate / *With tips*)

Canto redondo / *Round corner*

Ref. **HP2510** (Con remate / *With tips*)

Medidas / *Sizes*

150 X 80 X 3 mm

Bisagra de seguridad (Lacado dorado)
Security Hinges (Gold lacquered)



Canto cuadrado / *Square corner*

Ref. **HP3000** (Con remate / *With tips*)

Canto redondo / *Round corner*

Ref. **HP3610** (Con remate / *With tips*)

Ref. **HP3640** (Sin remate / *Without tips*)

Medidas / *Sizes*

150 X 80 X 3 mm

■ Resistencia niebla salina 80 horas
Resistance saline fog 80 hours

Bisagra de seguridad (Cromo mate)
Security Hinges (Matt Chrome)



Canto cuadrado / *Square corner*

Ref. **HP3100** (Con remate / *With tips*)

Ref. **HP3120** (Sin remate / *Without tips*)

Canto redondo / *Round corner*

Ref. **HP3110** (Con remate / *With tips*)

Ref. **HP3130** (Sin remate / *Without tips*)

Medidas / *Sizes*

150 X 80 X 3 mm

Bisagra de seguridad (Bronce inglés)
Security Hinges (English bronze)



Canto cuadrado / *Square corner*

Ref. **HP3200** (Con remate / *With tips*)

Canto redondo / *Round corner*

Ref. **HP3210** (Con remate / *With tips*)

Medidas / *Sizes*

150 X 80 X 3 mm

Bisagra de seguridad (Bronce rústico)
Security Hinges (Antique bronze)



Canto cuadrado / *Square corner*

Ref. **HP3275** (Con remate / *With tips*)

Medidas / *Sizes*

150 X 80 X 3 mm

Bisagra de seguridad (Niquel satinado)
Security Hinges (Satin Nickel)



Canto cuadrado / *Square corner*

Ref. **HP3300** (Con remate / *With tips*)

Ref. **HP3320** (Sin remate / *Without tips*)

Canto redondo / *Round corner*

Ref. **HP3310** (Con remate / *With tips*)

Ref. **HP3330** (Sin remate / *Without tips*)

Medidas / *Sizes*

150 X 80 X 3 mm

Bisagra de seguridad (Cromo brillo)
Security Hinges (Bright Chrome)



Canto cuadrado / Square corner
Ref. **HP3400** (Con remate / With tips)
Canto redondo / Round corner
Ref. **HP2510** (Sin remate / Without tips)
Medidas / Sizes
150 X 80 X 3 mm

Bisagra de seguridad (Latonado)
Security Hinges (Brass plated)



Canto cuadrado / Square corner
Ref. **HP3500** (Con remate / With tips)
Ref. **HP3630** (Sin remate / Without tips)
Canto redondo / Round corner
Ref. **HP3810** (Con remate / With tips)
Ref. **HP3620** (Sin remate / Without tips)
Medidas / Sizes
150 X 80 X 3 mm

Bisagra de seguridad (Acero inox)
Security Hinges (Stainless Steel)




Canto cuadrado / Square corner
Ref. **HP4000** (Con remate / With tips)
Ref. **HP4200** (Sin remate / Without tips)
Canto redondo / Round corner
Ref. **HP4100** (Con remate / With tips)
Ref. **HP4300** (Sin remate / Without tips)
Medidas / Sizes
150 X 80 X 3 mm

Bisagra oculta
Hidden Hinges




Cromo mate Matt Chrome	Niquel satinado Satin Nickel
Ref. HP5600 12.7 X 44 mm	Ref. HP5950 12.7 X 44 mm
Ref. HP5650 12.7 X 60 mm	Ref. HP6000 12.7 X 60 mm
Ref. HP5700 16 X 69.8 mm	Ref. HP6050 16 X 69.8 mm
Ref. HP5750 19 X 95.2 mm	Ref. HP6100 19 X 95.2 mm
Ref. HP5800 25.4 X 117.4 mm	Ref. HP6150 25.4 X 117.4 mm
Ref. HP5850 28.5 X 117.4 mm	Ref. HP6200 28.5 X 117.4 mm
Ref. HP5900 34.3 X 134 mm	Ref. HP6250 34.3 X 134 mm

Bisagra (Acero inox 18/8 aisi 304) Canto cuadrado
Hinges (Stainless Steel 18/8 aisi 304) Square corner



Ref. **4015**
Acero Inox. 18/8 / Stainless Steel 18/8
Canto cuadrado / Square corner
Derecha / Right
Medidas / Sizes: 70 X 50 X 1.5 mm
Ref. **4014**
Acero Inox. 18/8 / Stainless Steel 18/8
Canto cuadrado / Square corner
Izquierda / Left
Medidas / Sizes: 70 X 50 X 1.5 mm



Ref. **4009**
Acero Inox. 18/8 / Stainless Steel 18/8
Canto cuadrado / Square corner
Sin remate. Derecha / Without tips. Right
Medidas / Sizes: 90 X 65 X 2.5 mm
Ref. **4010**
Acero Inox. 18/8 / Stainless Steel 18/8
Canto cuadrado / Square corner
Sin remate. Izquierda / Without tips. Left
Medidas / Sizes: 90 X 65 X 2.5 mm

Bisagra (Acero inox 18/8 aisi 304) Canto redondo *Hinges (Stainless Steel 18/8 aisi 304) Round corner*



Ref. 4017
Acero Inox. 18/8 / <i>Stainless Steel 18/8</i>
Canto redondo / <i>Round corner</i>
Derecha / <i>Right</i>
Medidas / <i>Sizes: 70 X 50 X 1.5 mm</i>
Ref. 4016
Acero Inox. 18/8 / <i>Stainless Steel 18/8</i>
Canto redondo / <i>Round corner</i>
Izquierda / <i>Left</i>
Medidas / <i>Sizes: 70 X 50 X 1.5 mm</i>



Ref. 4011
Acero Inox. 18/8 / <i>Stainless Steel 18/8</i>
Canto redondo / <i>Round corner</i>
Sin remate. Derecha / <i>Without tips. Right</i>
Medidas / <i>Sizes: 90 X 65 X 2.5 mm</i>
Ref. 4012
Acero Inox. 18/8 / <i>Stainless Steel 18/8</i>
Canto redondo / <i>Round corner</i>
Sin remate. Izquierda / <i>Without tips. Left</i>
Medidas / <i>Sizes: 90 X 65 X 2.5 mm</i>

Pernios de Acero *Hinges "H-Type" Stainless Steel*




Ref. 4005
Acero Inox. 18/8 / <i>Stainless Steel 18/8</i>
Canto redondo / <i>Round corner</i>
Sin remate. Derecha / <i>Without tips. Right</i>
Medidas / <i>Sizes: 95 X 54 X 2 mm</i>
Ref. 4006
Acero Inox. 18/8 / <i>Stainless Steel 18/8</i>
Canto redondo / <i>Round corner</i>
Sin remate. Izquierda / <i>Without tips. Left</i>
Medidas / <i>Sizes: 95 X 54 X 2 mm</i>



Ref. 4007
Acero Inox. 18/8 / <i>Stainless Steel 18/8</i>
Canto redondo / <i>Round corner</i>
Sin remate. Derecha / <i>Without tips. Right</i>
Medidas / <i>Sizes: 95 X 54 X 2 mm</i>
Ref. 4008
Acero Inox. 18/8 / <i>Stainless Steel 18/8</i>
Canto redondo / <i>Round corner</i>
Sin remate. Izquierda / <i>Without tips. Left</i>
Medidas / <i>Sizes: 95 X 54 X 2 mm</i>



Ref. 3840HPLD
Acero Inox. 18/8 / <i>Stainless Steel 18/8</i>
Canto redondo / <i>Round corner</i>
Sin remate. Derecha / <i>Without tips. Right</i>
Medidas / <i>Sizes: 100 X 57 X 2 mm</i>
Ref. 3840HPL
Acero Inox. 18/8 / <i>Stainless Steel 18/8</i>
Canto redondo / <i>Round corner</i>
Sin remate. Izquierda / <i>Without tips. Left</i>
Medidas / <i>Sizes: 100 X 57 X 2 mm</i>



Ref. 3940HPLD
Acero Inox. 18/8 / <i>Stainless Steel 18/8</i>
Canto redondo / <i>Round corner</i>
Con remate. Derecha / <i>With tips. Right</i>
Medidas / <i>Sizes: 100 X 57 X 2 mm</i>
Ref. 3940HPL
Acero Inox. 18/8 / <i>Stainless Steel 18/8</i>
Canto redondo / <i>Round corner</i>
Con remate. Izquierda / <i>With tips. Left</i>
Medidas / <i>Sizes: 100 X 57 X 2 mm</i>

Pernios (Latón niquel mate) *Hinges "H-Type" (Matt nickel brass)*



Ref. 3961HPLD
Latón niquel mate / <i>Brass satin nickel</i>
Canto redondo / <i>Round corner</i>
Con remate. Derecha / <i>With tips. Right</i>
Medidas / <i>Sizes: 100 X 55 X 2 mm</i>

Ref. 3961HPL
Latón niquel mate / <i>Brass satin nickel</i>
Canto redondo / <i>Round corner</i>
Con remate. Izquierda / <i>With tips. Left</i>
Medidas / <i>Sizes: 100 X 55 X 2 mm</i>

Pernio de hierro 95 mm.

Iron Hinge "H-Type"



Ref. 3005

Lacado Dorado / Gold Lacquered

Canto redondo / Round corner

Sin remate. Derecha / Without tips. Right

Medidas / Sizes: 95 X 54 X 2 mm

Ref. 3006

Lacado Dorado / Gold Lacquered

Canto redondo / Round corner

Sin remate. Izquierda / Without tips. Left

Medidas / Sizes: 95 X 54 X 2 mm



Ref. 3007

Niquel satinado / Satin Nickel

Canto redondo / Round corner

Sin remate. Izquierda / Without tips. Left

Medidas / Sizes: 95 X 54 X 2 mm

Ref. 3008

Niquel satinado / Satin Nickel

Canto redondo / Round corner

Sin remate. Derecha / Without tips. Right

Medidas / Sizes: 95 X 54 X 2 mm



Ref. 3009

Cromo mate / Matt Chrome

Canto redondo / Round corner

Sin remate. Izquierda / Without tips. Left

Medidas / Sizes: 95 X 54 X 2 mm

Ref. 3010

Cromo mate / Matt Chrome

Canto redondo / Round corner

Sin remate. Derecha / Without tips. Right

Medidas / Sizes: 95 X 54 X 2 mm



Ref. 3011

Cromo brillo / Bright Chrome

Canto redondo / Round corner

Sin remate. Izquierda / Without tips. Left

Medidas / Sizes: 95 X 54 X 2 mm

Ref. 3012

Cromo brillo / Bright Chrome

Canto redondo / Round corner

Sin remate. Derecha / Without tips. Right

Medidas / Sizes: 95 X 54 X 2 mm



Ref. 3013

Bronce rústico / Antique bronze

Canto redondo / Round corner

Sin remate. Izquierda / Without tips. Left

Medidas / Sizes: 95 X 54 X 2 mm

Ref. 3014

Bronce rústico / Antique bronze

Canto redondo / Round corner

Sin remate. Derecha / Without tips. Right

Medidas / Sizes: 95 X 54 X 2 mm



Ref. 3015

Negro Epoxy / Black Epoxy

Canto redondo / Round corner

Sin remate. Izquierda / Without tips. Left

Medidas / Sizes: 95 X 54 X 2 mm

Ref. 3016

Negro Epoxy / Black Epoxy

Canto redondo / Round corner

Sin remate. Derecha / Without tips. Right

Medidas / Sizes: 95 X 54 X 2 mm



Ref. 3017

Latón mate / Matt Brass

Canto redondo / Round corner

Sin remate. Izquierda / Without tips. Left

Medidas / Sizes: 95 X 54 X 2 mm

Ref. 3018

Latón mate / Matt Brass

Canto redondo / Round corner

Sin remate. Derecha / Without tips. Right

Medidas / Sizes: 95 X 54 X 2 mm



Ref. 3019

Latón mate / Matt Brass

Canto redondo / Round corner

Con remate. Izquierda / With tips. Left

Medidas / Sizes: 95 X 54 X 2 mm

Ref. 3020

Latón mate / Matt Brass

Canto redondo / Round corner

Con remate. Derecha / With tips. Right

Medidas / Sizes: 95 X 54 X 2 mm

Pernio de hierro 100 mm.

100 mm. Iron Hinge "H-Type"



Ref. **4001**
Cromo mate / *Matt Chrome*
Canto redondo / *Round corner*
Sin remate. Izquierda / *Without tips. Left*
Medidas / *Sizes: 100 X 57 X 2.4 mm*

Ref. **4002**
Cromo mate / *Matt Chrome*
Canto redondo / *Round corner*
Sin remate. Derecha / *Without tips. Right*
Medidas / *Sizes: 100 X 57 X 2.4 mm*



Ref. **4003**
Niquel satinado / *Satin Nickel*
Canto redondo / *Round corner*
Sin remate. Izquierda / *Without tips. Left*
Medidas / *Sizes: 100 X 57 X 2 mm*

Ref. **4004**
Niquel satinado / *Satin Nickel*
Canto redondo / *Round corner*
Sin remate. Derecha / *Without tips. Right*
Medidas / *Sizes: 100 X 57 X 2 mm*



Ref. **4018**
Cromo brillo / *Bright Chrome*
Canto redondo / *Round corner*
Con remate. Izquierda / *With tips. Left*
Medidas / *Sizes: 100 X 57 X 2 mm*

Ref. **4019**
Cromo brillo / *Bright Chrome*
Canto redondo / *Round corner*
Con remate. Derecha / *With tips. Right*
Medidas / *Sizes: 100 X 57 X 2 mm*



Ref. **4020**
Bronce rústico / *Antique bronze*
Canto redondo / *Round corner*
Con remate. Izquierda / *With tips. Left*
Medidas / *Sizes: 100 X 57 X 2.4 mm*

Ref. **4021**
Bronce rústico / *Antique bronze*
Canto redondo / *Round corner*
Con remate. Derecha / *With tips. Right*
Medidas / *Sizes: 100 X 57 X 2.4 mm*



Ref. **4022**
Lacado Dorado / *Gold Lacquered*
Canto redondo / *Round corner*
Con remate. Izquierda / *With tips. Left*
Medidas / *Sizes: 100 X 57 X 2.4 mm*

Ref. **4023**
Lacado Dorado / *Gold Lacquered*
Canto redondo / *Round corner*
Con remate. Derecha / *With tips. Right*
Medidas / *Sizes: 100 X 57 X 2.4 mm*



Ref. **4024**
Lacado Dorado / *Gold Lacquered*
Canto redondo / *Round corner*
Sin remate. Izquierda / *Without tips. Left*
Medidas / *Sizes: 100 X 57 X 2.4 mm*

Ref. **4025**
Lacado Dorado / *Gold Lacquered*
Canto redondo / *Round corner*
Sin remate. Derecha / *Without tips. Right*
Medidas / *Sizes: 100 X 57 X 2.4 mm*



Ref. **4026**
Latón mate / *Matt Brass*
Canto redondo / *Round corner*
Sin remate. Izquierda / *Without tips. Left*
Medidas / *Sizes: 100 X 57 X 2.4 mm*

Ref. **4027**
Latón mate / *Matt Brass*
Canto redondo / *Round corner*
Sin remate. Derecha / *Without tips. Right*
Medidas / *Sizes: 100 X 57 X 2.4 mm*



Ref. **4028**
Latón mate / *Matt Brass*
Canto redondo / *Round corner*
Con remate. Izquierda / *With tips. Left*
Medidas / *Sizes: 100 X 57 X 2.4 mm*

Ref. **4029**
Latón mate / *Matt Brass*
Canto redondo / *Round corner*
Con remate. Derecha / *With tips. Right*
Medidas / *Sizes: 100 X 57 X 2.4 mm*

Bisagras vaivén (Simple acción)
Simple action spring hinges



Ref. **HP5000**
Aluminio blanco
Aluminium white



Ref. **HP5100**
Aluminio oro
Aluminium gold



Ref. **HP5200**
Aluminio plata
Aluminium silver



Ref. **HP5300**
Aluminio bronce
Aluminium bronze



Ref. **HP5400**
Aluminio negro
Aluminium Black




Ref. **HP5500**
Aluminio inox F6
Aluminium stainless F6

(2) BISAGRAS/HINGES		(3) BISAGRAS/HINGES	
Anchura puerta <i>Door width</i>	Peso puerta (kg) <i>Door Weight (kg)</i>	Anchura puerta <i>Door width</i>	Peso puerta (kg) <i>Door Weight (kg)</i>
< 60	< 45	< 60	< 95
< 70	< 40	< 70	< 80
< 80	< 35	< 80	< 70
< 90	< 32	< 90	< 62
< 100	< 28	< 100	< 55




Bisagras vaivén (Doble acción)
Double action spring hinges




Ref. **HP5050**

Aluminio blanco
Aluminium white




Ref. **HP5150**

Aluminio oro
Aluminium gold




Ref. **HP5250**

Aluminio plata
Aluminium silver




Ref. **HP5350**

Aluminio bronce
Aluminium bronze



Ref. **HP5450**

Aluminio negro
Aluminium black



Ref. **HP5550**

Aluminio inox F6
Aluminium stainless F6

Mirillas Latón Ø 14 mm.

Brass door viewers Ø 14 mm.



Latónada / *Brass plated*

Ref. **50HP35-60** / 35-60 mm.

Ref. **50HP25-42** / 25-42 mm.

Ref. **50HP15-25** / 15-25 mm.



Latónado / *Brass plated*

Ref. **50HP60-85** / 60-85 mm.



Cromo brillo / *Bright Chrome*

Ref. **51HP35-60** / 35-60 mm.

Ref. **51HP25-42** / 25-42 mm.

Ref. **51HP15-25** / 15-25 mm.



Niquel satinado / *Satin Nickel*

Ref. **52HP35-60** / 35-60 mm.

Ref. **52HP25-42** / 25-42 mm.

Ref. **52HP15-25** / 15-25 mm.



Niquel satinado / *Satin Nickel*

Ref. **52HP60-85** / 60-85 mm.



Bronce / *Antique bronze*

Ref. **53HP35-60** / 35-60 mm.

Ref. **53HP25-42** / 25-42 mm.

Ref. **53HP15-25** / 15-25 mm.



Blanco / *White*

Ref. **54HP35-60** / 35-60 mm.

Ref. **54HP25-42** / 25-42 mm.

Ref. **54HP15-25** / 15-25 mm.



Negro / *Black*

Ref. **55HP35-60** / 35-60 mm.

Ref. **55HP25-42** / 25-42 mm.

Ref. **55HP15-25** / 15-25 mm.



Grafito / *Graphite*

Ref. **56HP35-60** / 35-60 mm.

Ref. **56HP25-42** / 25-42 mm.

Ref. **56HP15-25** / 15-25 mm.

Pasadores de embutir

Flush Bolts



Inox 18/8 / *Stainless steel*

Latónado / *Brass plated*

Niquel mate / *Satin Nickel*

Bronce inglés / *English bronze*

Latón / *Brass*

Medidas / *Sizes*

■ 150 / 200 / 250 / 300 mm.

Golpetes rodillo nylon o goma

Double roller catch



Ref. **24HP** (Nylon)

Ref. **24HPG**
(Goma/Rubber)

Latónado
Brass plated



Ref. **25HP** (Nylon)

Ref. **25HPG**
(Goma/Rubber)

Bicromatado
Bicromated



Ref. **26HP** (Nylon)

Ref. **26HPG**
(Goma/Rubber)


Zincado
White zinc



Ref. **28HP** (Nylon)

Ref. **28HPG**
(Goma/Rubber)

Bronce
Bronze



hpro[®]

Tecofit Group S.L.
Plaza Segona Germania, 7
Apartado Correos, 99
03830 - **Muro de Alcoy**
(Alicante) Spain

Tel +34 **962 389 195**
Fax +34 962 389 196

ventas@h-pro.es
www.h-pro.es